





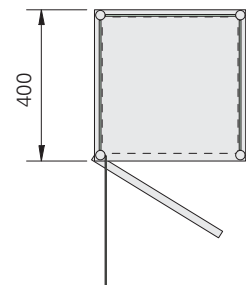
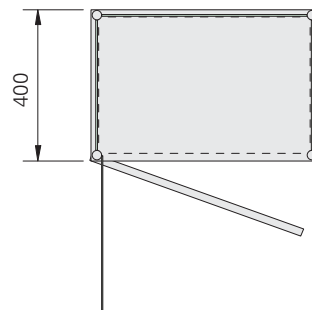
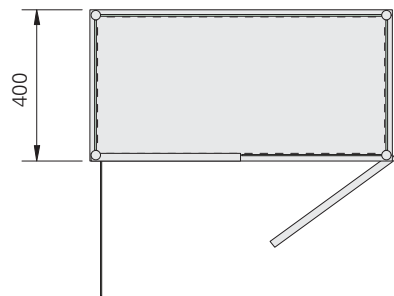
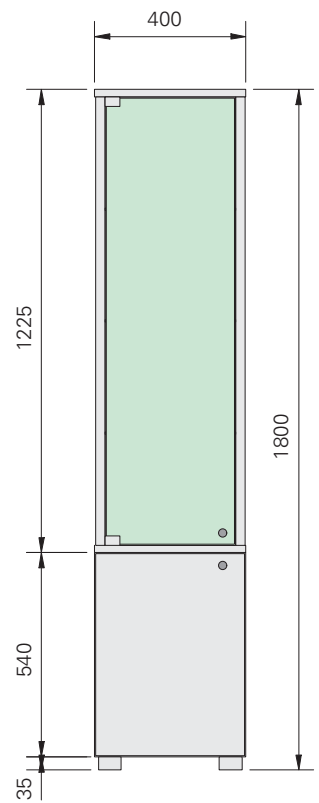
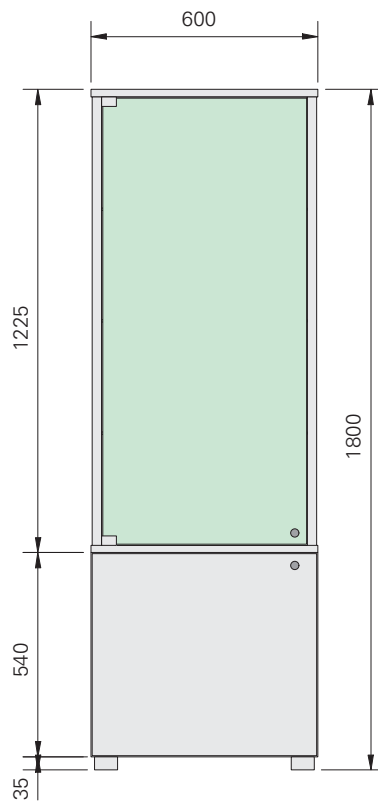
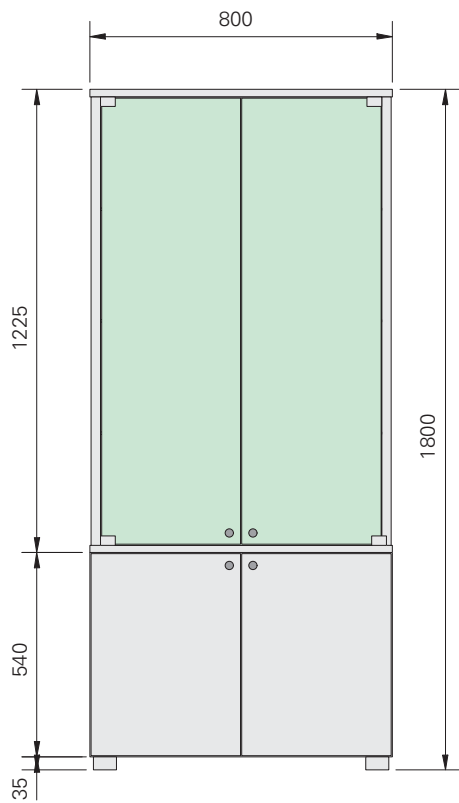
Glastürscharnier (Stück),
Belastung bis 16 kg
glass door hinge,
maximum load 16 kg



Bodenträger mit Justierschraube
und Kunststoffauflage
bottom support with adjusting
screw and synthetic supporting
piece



Glastürschloss mit
Kunststoffanschlag oben und
unten schließend
glass door lock for top or
bottom closing



Holzsockel (bauseitig)

Metallfuß (massiv)
Art. 25.085
Filzpad Art. 25.039

Kunststofffuß, grau
Art. 25.070

Filzpad, selbstklebend
Art. 25.039